

MOBILITY

Mountain View Medical Supply
5076 W. 58th Ave.
Arvada, CO 80002
303-455-1300 or 800-873-7121
www.MvmsInc.com



STAR **HD**

ITEM # 4289

STAR **HD** Petite

ITEM # 4279

With **LOCK & Lift**








Out with the old and in with the **NEW** ... The **NOVA STAR** series just got a lot brighter!

The **NEW STAR** has all of the great **STAR** features we love, and now comes with an even sleeker frame design and a new (patent pending) **Lock & Lift** folding pin, making the **NEW STAR** so easy to fold, lock and load. And there's more! The **NEW STAR** series now comes in **Petite** models so there is a *perfect fit for everyone*.

Model: **STAR **HD**** 450 lb weight cap.
Item #: 4289
NOVA Retail Price: \$

Model: **STAR **HD** Petite** 450 lb weight cap.
Item #: 4279
NOVA Retail Price: \$

STAR **HD** Colors

-  Black - **4289BK**
-  Blue - **4289BL / 4279BL**
-  Diamond Sky Blue - **4289DB**
-  Purple - **4289PL / 4279PL**
-  Red - **4289RD / 4279RD**

STAR **HD** Accessories **NEW**



CH-3200R
Swivel
Cup Holder



CH-4200R
Cane Holder

STAR **HD** & STAR **HD** Petite

FEATURES & SPECS

The NOVA **STAR 8** shines so bright with these amazing features:



LOCKING HAND-BRAKES

NOVA's exclusive *Feather Touch* Locking Hand-Brakes

LOCK & LIFT

Keeps rollator locked in a folded position for easy loading and unloading



HANDLE FOR EASY FOLDING

Built-in handle for easy folding



FOOT PEDALS

Built-in Foot Pedals to aid with curbs, terrain and folding

OVAL-SHAPED TUBING

Sleek and Sturdy oval frame design



PADDED SEAT AND UNDER-SEAT POUCH

Super thick and comfortable padded seat and large under-seat pouch with removable plastic liner



PUSH-BUTTONS

Quick-Fit push-buttons to adjust and remove handles, adjust seat height and remove legs

8" WHEELS

Strong and Sporty 8" wheels for all terrain, equipped with stylin' rims

Item #	Weight Capacity	Overall Weight	Approx. User Height	Handle Hgt. Adjustment	Width btw Handles	Seat Height	Seat Dimensions	Pouch Dimensions
4289	450 lb	20 lb	5'3" - 6'2"	31.5" - 38"	22"	20", 21" & 22"	17"w x 15"d	17"w x 9"d x 6.5"h
4279	450 lb	20 lb	5'1" - 6'2"	32.5" - 36.25"	22"	18", 19" & 20"	18.5"w x 15"d	17"w x 9"d x 6.5"h

Los Angeles - Chicago

©2019 NOVA

CARE • QUALITY • INNOVATION



THE NOVA PROMISE

novajoy.com

CONTACT US!
We're here to help



info@novajoy.com



1 800 557 6682