

MOBILITY

Mountain View Medical Supply
5076 W. 58th Ave. Arvada, CO 80002
303-455-1300 or 800-873-7121
MVMSinc.com



RISE UP &
look forward

NEW




@ nova

PHOENIX RISE UP ROLLATOR ITEM # 4801

THE FEATURES

- 1 Contoured, padded armrests
- 2 Locking hand brakes
- 3 Quick-Adjust button for handle height
- 4 10" front wheels & 8" rear wheels
- 5 Large padded sling seat
- 6 Handles to hold while seated and provide assist support to stand
- 7 Padded backrest with built-in cable holder
- 8 Removable front pouch with zipper closure
- 9 Attached cane holder

Available in:

-  4801BL - Blue
-  4801PL - Purple
-  4801RD - Red



We love the new Phoenix Rise UP Rollator because it gives your body the vehicle to *Rise Up & Look Forward*. The unique design makes walking happen ... with an upright, forward looking posture, optimum control and stability and much reduced body strain and fatigue. And, when walking happens ... you can *Rise Up & Look Forward* to just about anything.

NOVA Retail Price
\$399.95



CARE • QUALITY • INNOVATION



THE NOVA PROMISE

novajoy.com

CONTACT US!
We're here to help



info@novajoy.com



1 800 557 6682


Los Angeles - Chicago - Atlanta



RISE UP & LOOK FORWARD

Rise UP and liberate your mobility to an upright and forward looking posture with adjustable, padded & contoured platforms with the NOVA *Feather Touch* locking hand brakes.

The Phoenix Rise UP Rollator also features open clearance behind the seat, allowing for a natural walking gait & stride.



Open clearance for natural gait & stride

Weighs only 20 lb;
Easy to lift and carry



FEATURES & SPECS

The Phoenix helps you *Rise Up & Look Forward* with these amazing features:



STABILIZATION STRAP

Secures the handle bars



QUICK-ADJUST BUTTON

Orange Quick-Adjust Button for easy adjustment of handle height

FRONT POUCH

Removable front pouch is large and roomy with zipper closure
Dim: 15"w x 9"d x 10"h

10" & 8" WHEELS

Strong and Sporty 10" front wheels and 8" rear wheels for all terrain equipped with stylin' rims

LOCKING HAND-BRAKES

NOVA's exclusive *Feather Touch* Locking Hand-Brakes

CONTOURED PADDED ARMRESTS

Padded armrests provide stability and support

CANE HOLDER

Attached cane holder keeps canes conveniently close

BACKREST

Comfortable padded backrest
Dim: 19"w x 5.5"h

PADDED SEAT HANDLES

Provide support while seated

SLING SEAT WITH FOLDING HANDLE

Comfortable padded sling seat with built-in handle for easy folding



FOOT PEDALS

Built-in Foot Pedals to aid with curbs, terrain and folding

SUPER STRONG & STABLE

Base frame design optimizes stability and control

Weight Cap.	Overall Weight	Approx. User Height	Handle Hgt. Adjustment	Width btw Handles	Seat Height	Overall Dimensions	Overall Folded Dimensions	Seat Dimensions
300 lb	20.5 lb	5'2" - 6'0"	48.75" - 52.75"	19"	21.5"	25"w x 33"d x 53.25"h	12"w x 33"d x 49.25" - 53.25"h	18"w x 9"d

Accessory Options

See all styles at novajoy.com



CH-1101
Folding Cup Holder



4002GF
Mobility Bag



4002PB
Mobility Bag



P4200SB
Mobility Bag