




movinglife®

Mountain View Medical Supply
 5076 W. 58th Ave.
 Arvada, CO 80002
 303-455-1300 or 800-873-7121
 MVMSinc.com



ATTO

The best travel mobility scooter

DIMENSIONS		WEIGHT	
Trolley mode H 28" / 71 cm L 15.3" / 38.9 cm W 16.5" / 41.9 cm		Front half 26.4 lbs / 12 kg	Rear half 37.5 lbs / 17 kg
Drive mode H 35" / 89 cm L 47" / 120 cm W 22" / 56 cm		Assembled 64 lbs / 29 kg (w/o battery)	Battery 4.1 lbs / 1.85 kg
WEIGHT CAPACITY		SPEED	
Maximum user weight 264 lbs / 120 kg		Most countries, 4 mph / 6.4 km per hour*	
BATTERY			
48 Volts Lithium-ion, more than 20 km / 12 miles of continuous driving, only 4 hours on average for full charge, charge on-board and off-board			
COMPATIBILITY			
			
Airline compatible	Travel easy	Great for cruises	



Drive Mode



Compact Mode



Trolley Mode



Split Mode



MORE FOR **ATTO**

ATTO ACCESSORIES are created specifically to enhance, support and work with the ATTO mobility scooter in all user modes; while driving, while wheeling along as trolley and when folded for storage or transportation.



ATTO Armrests



ATTO Cushions



ATTO Essentials
Pouch



ATTO Backpack



ATTO Carryall
& Cushion



ATTO Flight Kit



ATTO Cane
Holders



ATTO Mobile
Holder



ATTO Left
Hand Throttle



ATTO Standard
Flight Battery



ATTO XL Flight
Battery



ATTO Cable Kit